

Passport to Canvas: An introductory course for students

This course provides everything you need to know about using Canvas in your classes. It's available to everyone at ODU, but you have to be logged in to view or enroll in the course.

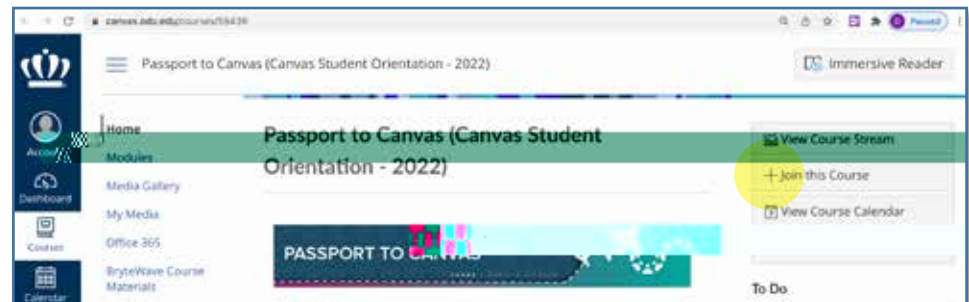
Access and enroll in "Passport to Canvas"

1. Go to canvas.odu.edu and log in with your MIDAS ID and password.
2. Once you are logged in, go to <https://canvas.odu.edu/courses/59439>.




From here, you can click around and view all of the course information, or you can enroll for the full interactive student experience. Enrollment gives you the ability to submit assignments, take quizzes and tests, post to discussions, etc.

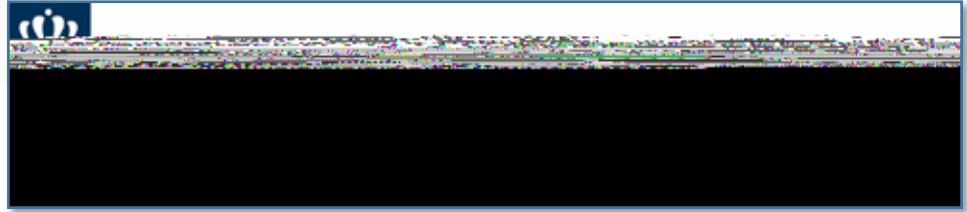
3. To enroll, click **+ Join this Course**.



4. Click **Enroll in Course**.



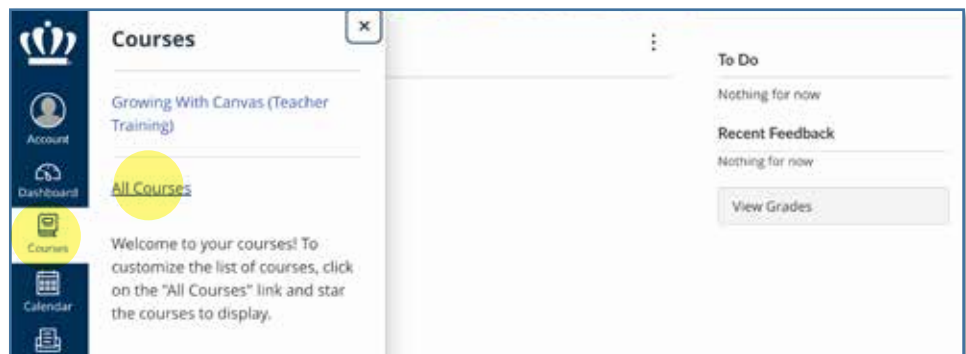
5. Click **Go to the Course**.



6. Passport to Canvas will show up in your course list.

Enroll in "Passport to Canvas" course (alternate method)

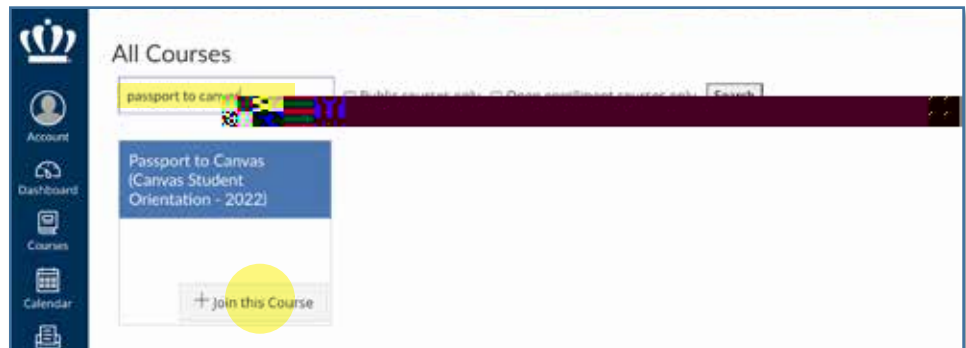
1. Go to canvas.odu.edu and log in with your MIDAS ID and password.
2. Click **Courses**, then **All Courses**.



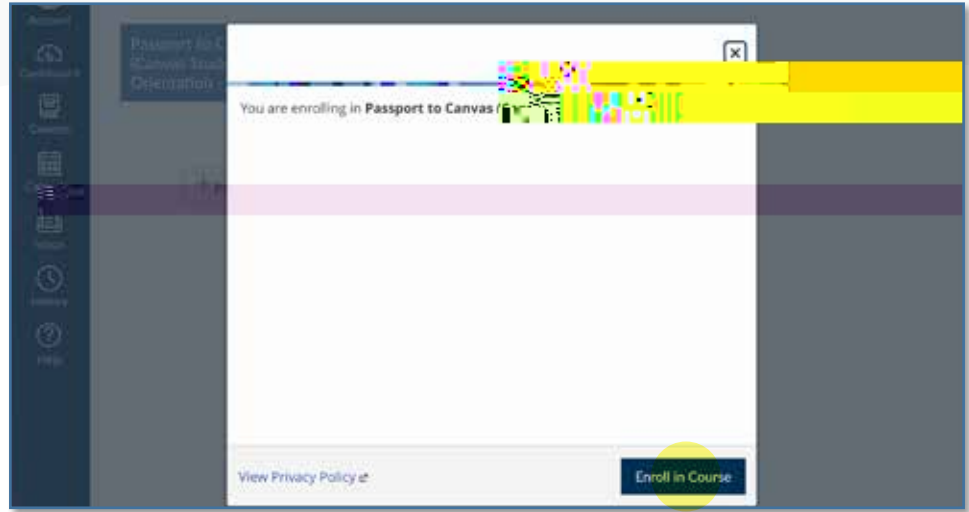
3. Click **Browse More Courses**.



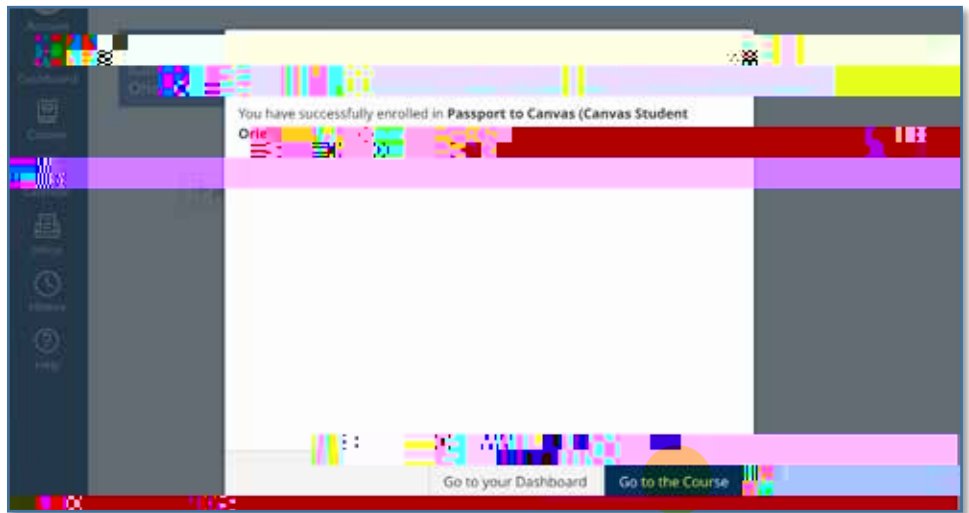
4. Search for a course called **Passport to Canvas (Canvas Student Orientation - 2022)** and click **+ Join this Course**.



5. Click **Enroll in Course**.



6. Click **Go to the Course**.



7. Passport to Canvas will show up in your course list.

