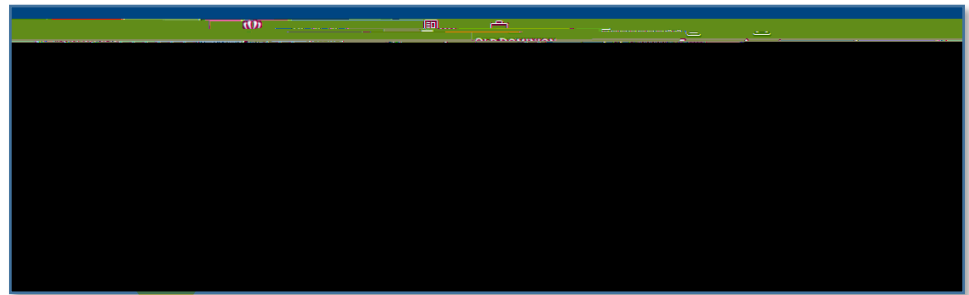


Forms: Enable Authentication

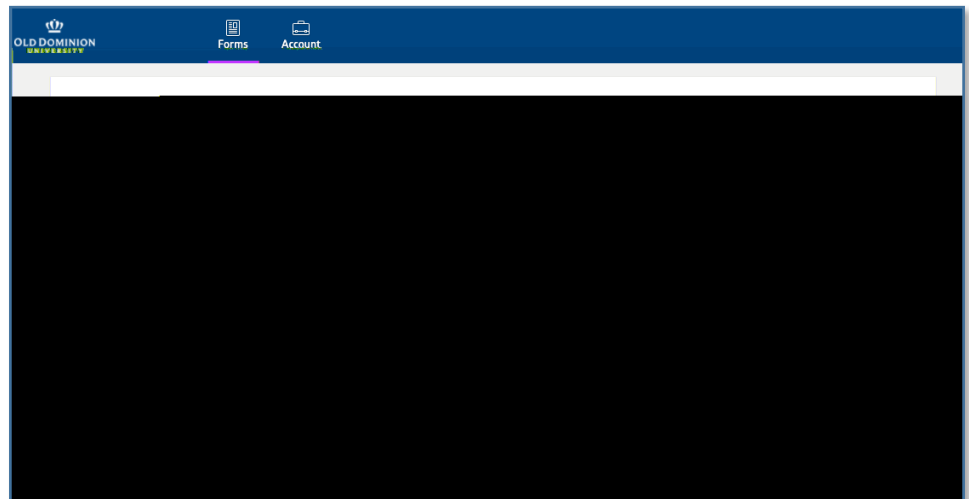
1. Log in to the Forms application. [Click here](#) for more information on logging in to the Forms application.

1. Click on the [Forms](#) link in the left-hand navigation pane.

2. Click on the **Forms** link in the top navigation pane. **Edit** is the next step.




3. Click on **Form Properties** in the left-hand navigation pane. **show more options.**



Information Technology Services

www.odu.edu/its

 (757) 683-3192

 itshelp@odu.edu

 1100 Monarch Hall

 [oduits](#)  [odu_its](#)

Enable Authentication,

