


June 2, 2014

**MEMORANDUM**

TO: Members of the Administration and Finance Committee  
Jeffrey W. Ainslie '83, Chair  
Ronald C. Ripley '72, Vice Chair  
Fred J. Whyte (*ex-officio*)  
Barry M. Kornblau '71 (*ex-officio*)  
John F. Biagas  
Jodi S. Gidley '94  
Luke M. Hillier '94  
Marc Jacobson  
Judith O. Swystun  
Robert M. Tata '86  
John Lombard (*Faculty Representative*)

FROM: Robert L. Fenning   
Vice President for Administration and Finance

SUBJECT: Meeting of the Committee – June 12, 2014

The Administration and Finance Committee will meet on Thursday, June 12, 2014, from Noon 9:00 to 12:30 p.m. in the Board Room of Webb University Center. Enclosed for your review are the agenda and supporting documents.

The Board as a whole will meet from 9:30 a.m. to Noon to receive presentations on the 2014-2015 Tuition & Fees and the 2014-2015 Operating Budget, and will be asked at that time to consider approval of both.

**I. ACTION ITEMS**

- A. Approval of Minutes – The Committee will consider a motion to approve the minutes of the Administration and Finance Committee meeting held on April 24, 2014.
- B. Approval of FY15 SWAM Plan – Vice President Fenning and Mr. Rick Berry, Executive Director of Construction and Procurement Services, will provide information on the University's SWAM performance and present the enclosed proposed FY2014-2015 SWAM Plan for approval.

Administration and Finance Committee  
June 2, 2014  
Page Two

## **II. STANDING REPORTS**

- A. Capital Outlay Projects Status Report (Enclosed)
- B. Investment Report (Enclosed)

RLF/dwm  
Encl.

---

**RESOLUTION TO APPROVE THE UNIVERSITY'S  
SWAM PROCUREMENT PLAN FOR FISCAL YEAR 2014**

RESOLVED, that upon the recommendation of the Administration and Finance Committee, the Board of Visitors approves the University's proposed SWaM Procurement Plan for Fiscal Year 2015.



**SWaM Procurement Plan  
Fiscal Year 2015**

**PURPOSE:**

I.

FY2013				
FY2013				
FY2014				
FY2014				
FY2015				





---

---

Emergency

Subcontractors

---

○



- 
- 

V. Internal Monitoring Mechanisms

eVA

- 

- 

- 

- 

- 

- 

- 

-



- - 
  - 
  -
- 

Purchasing Major Proj. Tw 1.528



---

ATTACHMENT A

---

---

---

**A. Goods and Services – Quarterly Reports:**

- i. **DMBE Certified subcontractors**
  - (a)
  - (b)
  - (c)
  - (d)
  - (e)
  
- ii. **Non-DMBE Certified subcontractors – Contracts >\$200,000:**
  - (a)
  - (b)
  - (c)
  - (d)
  - (e)

**B. Construction:**

- i. ***DMBE Certified* subcontractors**
  - (a)
  - (b)
  - (c)
  - (d)
  - (e)
  - (g)

**Note:** *Contractor(s) may be deemed in “breach of contract” for failure to provide the required subcontractor data and reports as specified above, and the contract and/or purchase order may be cancelled. Additionally, the University may withhold payment(s) for any and all services provided and invoiced during the period, and those same services will remain unpaid until such data and reports are provided.*

**Good faith SWaM owned business participation efforts**

---

**Minority Owned Business Enterprise**

**Minority Individual**

**Asian Americans:**

---

## Eskimos and Aleuts:

**PROGRESS REPORT ON CAPITAL OUTLAY PROJECTS**  
(As of June 12<sup>th</sup>, 2014)

**PROJECTS UNDER DESIGN**

The Department of Planning and Budget (DPB) released construction funding for the Oceanography Mechanical Systems Replacement project to the University this summer. Construction funding for the New Education Building is included in this fall's Virginia College Building Authority bond sale. The University expects DPB to release funds upon completion of the sale.

**OCEANOGRAPHY MECHANICAL SYSTEMS REPLACEMENT**

**General Project Information:** The FY-13 budget included this project to replace the rooftop HVAC and mechanical systems for the Oceanography/Physics Building which have been a continuing maintenance problem with equipment failures and excessive vibrations that affect ongoing research and the ability to properly control temperatures in the building. The project will remove the two containerized packaged HVAC units on the roof that are in poor condition and install new roof mounted air handlers and exhaust fans. The new system will tie into the District Chiller Plant across Elkhorn to provide chilled water and connect to the mechanical room in the adjacent Physical Sciences Building for hot water. A third chiller will be installed in the District Plant as part of the project as well as several modular boilers installed in the mechanical room of the Physical Sciences Building. Both the Chiller Plant and Physical Sciences Building mechanical room provide greater efficiency of operations as part of a larger system and redundancy that the current systems do not have. The University selected DJG, Inc. of Williamsburg, Virginia to design the project.

**Project Design:** DJG, Inc. (Williamsburg, VA)

**Funding Source:** Pool Funded Project, Chapter 3 (2012 - 2014)

<b>Project Budget:</b>	a) Construction:	\$3,555,463
	b) Architect/Engineer Fee (thru Preliminary):	\$403,175
	c) Project Inspection:	\$28,770
	d) Equipment:	\$0
	e) Construction Contingency:	\$150,260
	f) Other:	\$52,533
	Total Project Budget:	<b>\$4,190,201</b>

**Status:** The contractor mobilized after Commencement on 5/12/14 and work is underway. Over the Summer, work that is most disruptive to the campus and building occupants will be completed



the season that has the lowest cooling requirements which will allow maintaining the building temperature control with reduced air flow. In the Spring, roof repairs will be made and the new system commissioned. Close coordination with building occupants will be maintained throughout the project, since this work will be completed in an occupied building. All work is scheduled to be complete by Summer, 2015.

## NEW EDUCATION BUILDING

**General Project Information:** The New Education Building was the University's first priority in the 2012 to 2018 Six-Year Capital Plan submission. The budget requested for this 127,000 gsf project is \$45,977,000 which, as noted below, was reduced by the Commonwealth to \$42,575,927 at preliminary design. The project consists of two parts: construction of a new building of approximately 120,000 gsf for the College of Education and renovation of approximately 7,000 gsf of the existing Child Study Building.

**Project Design:** SHWGROUP (Charlottesville, VA)

**Funding Source:** Chapter 806 VCBA Pooled Projects Bonds

<b>Project Budget:</b>	a) Construction:	\$34,138,447
	b) Architect/Engineer Fee:	\$3,315,360
	c) Project Inspection:	\$974,232
	d) Equipment:	\$1,250,000
	e) Construction Contingency:	\$682,769
	f) Other:	\$2,215,119
	<b>Total Project Budget:</b>	<b>\$42,575,927</b>

**Status:** The University received authority to proceed to preliminary drawings for this project utilizing institutional funds in mid-2011. These institutional funds were reimbursed upon release of design/construction funding. The University selected SHWGroup to perform preliminary planning taking the building design to 35%. The firm, with offices in Charlottesville, Detroit and Dallas, concentrates its practice on higher education facilities and has completed 12 colleges of education buildings at various universities over the last ten years.

Design work began with user meetings in November, 2011, and BCOM approved the revised schematic design submission in November, 2012. The University submitted preliminary drawings to BCOM in early February, 2013, and BCOM made final approval of the drawings that August. Based on this approval, the University completed selection of the Construction Manager-at-Risk with award of contract for pre-construction services to S.B. Ballard Construction Company in late 2013

Concurrent with approval of preliminary drawings, the Department of General Services issued its project funding report based on BCOM's cost estimate of the preliminary submission. This report established a project budget of \$42.6M, inclusive of FF&E, and funds were made available to the University in early Fall, 2013. Working drawings were submitted in late April of this year and the first set of comments received the week of June 2<sup>nd</sup>. Responses will be submitted to BCOM by the third week of June and contract award and construction mobilization are anticipated in take place mid-to-late July.

## **RESIDENTIAL DINING FACILITY**

***General Project Information:*** The New Dining Facility project will construct a new 44,148 gsf state-of-the-

**BASKE**

## L.R. HILL SPORT CENTER EXPANSION

**General Project Information:** This project will enlarge the facility and relocate the 6,000 gsf weight training facility which currently exists in the LR Hill Sports Center using the remaining debt funding available in the Powhatan Sports Complex umbrella project.

**Project Design:** Clark-Nexsen Architecture & Engineering

**Funding Source:** VCBA 9D Bonds

<b>Project Budget:</b>	a) Construction:	\$2,362,500
	b) Architect/Engineer Fee:	\$410,000
	c) Project Inspection:	\$28,688
	d) Equipment:	\$94,500
	e) Construction Contingency:	\$94,500
	f) Other:	\$508,812
	<b>Total Project Budget:</b>	<b>\$3,500,000</b>

**Status:** University released a Request for Proposals (RFP) for architectural services to conduct a pre-schematic study in early February. The primary goal of the study is to study options for relocating and enlarging the existing training room under the capital project as well as identify options for reconfiguring the current training room space, enlarging locker and shower rooms, adding staff offices and improving team meeting spaces.

Four firms responded to the RFP for the pre-schematic study:

- Clark-Nexsen
- McMillan Pazda Smith
- Moseley Architects
- S3 Design

After evaluation of proposals the University awarded the study contract to Clark-Nexsen Architecture & Engineering with Eller.0024(k 28()(l)-1C /P 328()(c)(k4(k 28()(t)-12l)-1C ()7[(A)80(E)-9C/P.

## **PROJECTS UNDER CONSTRUCTION**

**These projects have received funding for design and construction from various tax-exempt bond financing programs, General Funds and private donations. Contracts have been awarded to general contractors and their progress is monitored daily by the University's project managers and construction inspectors.**

### **CONSOLIDATED ARTS COMPLEX**

***General Project Information:*** In August 2012, the Department of Planning and Budget (DPB) approved restructuring this project into three sub-projects: construction of the New Art Building to include the Jean Outland Chrysler and Hofheimer Libraries; demolition of the existing Art Studio Building and construction of a New Art Studio Building along with selected renovation of the existing Visual Arts Building. Project budget remains the same while project square footage now totals 84,000 gsf, with 39,000 gsf for the New Art Building, 26,000 gsf for the New Art Studio Building and 19,000 gsf for selected renovation of the Visual Arts Building. Selective renovation of the Visual Arts Building, meanwhile, will provide needed faculty office and classroom space. The University contracted with the firm of Tymoff + Moss to design the project. The Commonwealth released \$12,318,606 for construction of the New Arts Building.

***Project Design:***

Tymoff + Moss Architects (Norfolk, VA)

***12.16.61(acu)- .esig:***


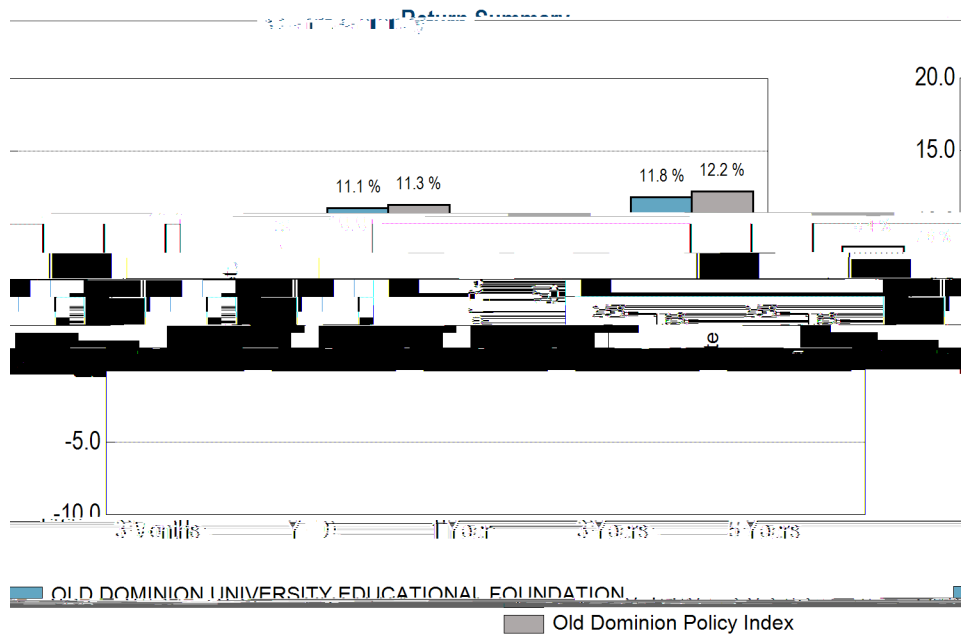


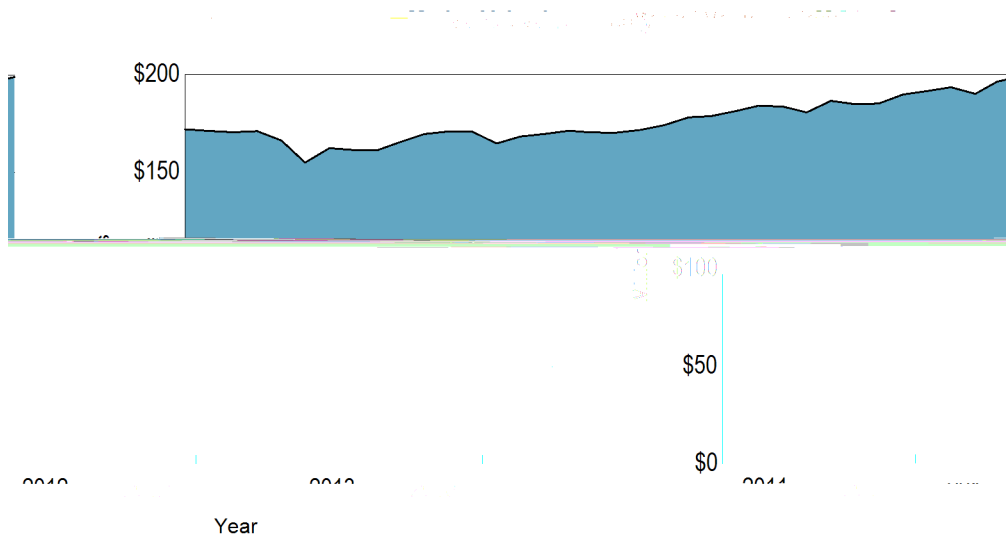




**OBJECTIVE:** The goal for the portfolio is to achieve 7.5% per year over the long term. The current portfolio has a long term expected return of 8.9%. Over a ten year time horizon, the portfolio is expected to return 7.7%. The standard deviation of this portfolio is plus/minus 13.7% over any one year, with the lowest one year likely return being -23.4%.


Sources of Portfolio Growth	Last Three Months	One Year
6Y[ ]bb[b] 'AUF_YhJ Ui Y	~%' ž (&ž &	~%' ž - ž \$,
BYh5XX]hcbgK ]hXfUk Ug	~*+\$ž -	!~ &ž (' ž),
h] Ygfa Ybhi9Ufb]b]g	~ (ž, ' ž &	~ &ž ' - ž (%&
9bX]p[ 'AUF_YhJ Ui Y	~%, ž - *ž% &	~%, ž - *ž% &





Asset Allocation on March 31, 2014

	5M U~	5M U'i	HUF[Yh
I G'9ei ]m	~ +Z& Z' &-	%i	%i
Bcb! G'9ei ]m	~ )%\$, ' Z' (\$	&*i	&)i
I G: ] YX' bVta Y	~ %0% + Z'0%	*i	+i
Bcb! G: ] YX' bVta Y	~ - Z'0 - Z' %	)i	)i
<YX[Y: i bXg	~ ' %\$0% +	%i	%i
FYU'5ggYtg	~ & Z' - Z' +&	%i	%i
7Ug\	~ %' \$Z+	%	\$i
Dfj UY'9ei ]m	~ & Z' * (Z' +&	%i	%i
HctU	~ %, Z' - *Z' &		



OLD DOMINION UNIVERSITY EDUCATIONAL FOUNDATION

Quarterly Report for March 31, 2014

Performance Summary

	Assets Under Management (\$ mil)	Investment Objective	Duration	Ending March 31, 2014						Inception	
				Actual Return	Market Return	Market %	Market Volatility	Market Beta	Market Alpha	Fund Return	Start Date
OLD DOMINION UNIVERSITY EDUCATIONAL FOUNDATION	198,996,192	1000	1000	25	25	11.1	84	11.8	63	5.4	Jul-99
<i>Old Dominion Policy Index</i>				<u>1.9</u>	<u>1.9</u>	<u>11.3</u>	<u>7.6</u>	<u>12.2</u>	<u>65</u>	<u>4.9</u>	<i>Jul-99</i>
Cj Yf# bXYf				\$**	\$**	!\$&	\$,	!\$(	!\$&	\$)	
70/30 S&P 500 Barclays Aggregate				1.9	1.9	15.0	11.5	16.3	6.8	5.0	Jul-99
OLD DOMINION MARKETABLE SECURITIES*	147,747,459	74.2	-	1.0	1.0	9.7	7.3	12.4	-	7.1	Sep-08
<i>Old Dominion Marketable Security Policy Index</i>				<u>1.1</u>	<u>1.1</u>	<u>10.2</u>	<u>6.1</u>	<u>12.5</u>	-	<u>6.7</u>	<i>Sep-08</i>
Cj Yf# bXYf				!\$%	!\$%	!\$)	%&	!\$%		\$)(	
TOTAL EQUITY	346,743,651	44.4	43.03	0.9	0.9	15.1	9.6	18.0	7.7%	9.4	May-03
MSCI ACWI				<u>1.1</u>	<u>1.1</u>	<u>16.6</u>	<u>8.6</u>	<u>17.8</u>	<u>7.0</u>	8.7	May-03
Cj Yf# bXYf											



	AUF_YhJUi Y fil t	I cZ DcfzC]c	Dc]Mh	Ending March 31, 2014						Inception	
				'Ac fil t	MHB fil t	%Mf fil t	'Mig fil t	) Mig fil t	!\$Mig fil t	FYh fb fil t	G]bW
6fubXnk ]pY; `cVU'; ]YX`bMta YDcfzC]c 7H	(Z %Z, '	&"&		'"&	'"&	!\$**	)**	%&%	!!	+'\$	: YV!\$*
Citi WGBI				27	27	1.4	1.9	3.8	-	50	Feb-06
Cj Yf# bXYf				\$)	\$)	!&\$	'"+	+"		&\$	
HYa dYfcb; `cVU'6cbX: X] 5X	(Z (%Z, '	&"(		\$,	\$,	%,	!!	!!	!!	**&	CVI!%
Citi WGBI				27	27	1.4	-	-	-	-02	Oct-11
Cj Yf# bXYf				!%-	!%-	\$(-				*"(-	
JP Morgan GBI EMDiversified				1.9	1.9	-7.1	-	-	-	1.3	Oct-11
TOTAL CASH	1,830,275	09	1.3	00	00	03	07	09	21	20	May-03
91 D^ 2 M											









Fund	Inception	Commitment	Capital Called	Remaining Commitment	Distributions	Capital Account Balance	Last Capital Account Statement	Capital
------	-----------	------------	----------------	----------------------	---------------	-------------------------	--------------------------------	---------

Fund	Inception	Commitment	Capital Called	Remaining Commitment	Distributions	Capital Account Balance	Last Capital Account Statement	Capital Account Plus Distributions	Multiple of Invested Capital	Net IRR
Metropolitan Real Estate III	2005	1,000,000	987,500	12,500	278,723	599,239	9/30/2013	877,962	0.89	-2.06%
RREEF America REIT III	2005	2,000,000	2,000,000	-	387,807	1,054,196	3/31/2014	1,442,003	0.72	-3.76%
HRJ Global Real Estate Fund III	2007	2,500,000	2,425,000	75,000	-	1,260,657	12/31/2013	1,260,657	0.52	-9.97%
Berkshire Multifamily Value Fund II	2007	2,500,000	2,500,000	-	762,765	2,719,413	12/31/2013	3,482,178	1.39	9.72%
Quinlan Private European Strategic Property Fund	2007	2,500,000	2,273,510	226,490	81,540	449,035	12/31/2013	530,575	0.23	-24.36%
Beacon Capital Strategic Partners VI	2008	2,750,000	1,773,750	976,250	412,649	1,767,930	12/31/2013	2,180,579	1.23	14.47%
Inland American Real Estate Trust, Inc	2011	63,761	63,761	-	-	64,934	3/31/2014	64,934	1.02	0.78%
Berkshire Multifamily Value Fund III	2013	2,500,000	2,500,000	-	-	2,731,314	12/31/2013	2,731,314	1.09	14.26%
<i>Real Estate</i>		<i>15,813,761</i>	<i>14,523,521</i>	<i>1,290,240</i>	<i>1,923,484</i>	<i>10,646,718</i>		<i>12,570,202</i>	<i>0.87</i>	<i>-3.33%</i>
Mineral Acquisition Partners 2001	2001	250,000	250,000	-	570,920	630,346	12/31/2013	1,201,266	4.81	22.92%
Mineral Acquisition Partners 2003	2003	250,000	250,000	-	423,027	478,538	12/31/2013	901,565	3.61	21.19%
Mineral Acquisition Partners 2004	2004	500,000	500,000	-	269,896	643,275	12/31/2013	913,171	1.83	9.77%
Canaan Natural Gas IX	2005	1,986,302	1,738,288	248,014	570,175	1,605,325	12/31/2013	2,175,500	1.25	4.13%
Quantum Resources	2006	2,500,000	2,325,370	384,132	1,543,799	1,072,141	9/30/2013	2,615,940	1.12	3.54%
Mineral Acquisition Partners 2006	2006	750,000	750,000	-	167,202	914,222	12/31/2013	1,081,424	1.44	7.84%
Commonfund Natural Resources VII	2006	2,500,000	2,197,500	302,500	929,072	2,283,291	12/31/2013			

# Important Notices

---

© 2014 Mercer LLC. All rights reserved.

•Please note that this report has been prepared using information provided by third parties, derived by third parties or derived from third party data and/or data that may have been categorized or otherwise reported based upon client direction. Mercer has not independently verified the accuracy or completeness of any information provided by third parties regarding transactions and market values of underlying portfolio holdings. Mercer assumes no responsibility for the accuracy, timeliness or completeness of such information provided by third parties. Performance is reported net of fees unless otherwise noted. The information contained in this report should not be relied upon as the sole basis for investment decisions, and Mercer assumes no responsibility for the consequences of investment decisions made solely in reliance on this information. Historical information should not be relied upon as a predictor of future performance. This report and the information provided in this report (including any recommendations made by Mercer) are confidential and are provided solely for use by Mercer's client. Information contained in this report may not be distributed or disclosed to any third party without the express written consent of Mercer or as required by law or any regulatory authority. If you have questions regarding third party data or direction as it relates to this report, please contact your consultant.

•Hedge fund market values presented in this report are provided by the fund's manager. In the event that the current period's value is unavailable prio

# Important Notices (continued)

---

**© 2014 Mercer LLC. All rights reserved.**

This contains confidential and proprietary information of Mercer and is intended for the exclusive use of the parties to whom it was provided by Mercer. Its content may not be modified, sold or otherwise provided, in whole or in part, to any other person or entity, without Mercer's written permission.

The findings, ratings and/or opinions expressed herein are the intellectual property of Mercer and are subject to change without notice. They are not intended to convey any guarantees as to the future performance of the investment products, asset classes or capital markets discussed. Past performance does not guarantee future results.

Information contained herein has been obtained from a range of third party sources. While the information is believed to be reliable, Mercer has not sought to verify it. As such, Mercer makes no representations or warranties as to the accuracy of the information presented and takes no responsibility or liability (including for indirect, consequential or incidental damages), for any error, omission or inaccuracy in the data supplied by any third party.

This does not constitute an offer or a solicitation of an offer to buy or sell securities, commodities and/or any other financial instruments or products.

Mercer's rating of an investment strategy signifies Mercer's opinion as to the strategy's prospects for outperforming a suitable benchmark, on a risk-adjusted basis, over a full market cycle. Strategies rated A are those assessed as having above average prospects. Those rated B are those assessed as having average prospects. Those rated C are assessed as having below average prospects. B+ is an intermediate category in between A and B. If the rating shown is N, or if no rating is shown at all, this signifies that the strategy is not currently rated by Mercer. Some strategies may carry an additional rating (eg. T (Higher Tracking Error), P (Provisional), and W (Watch)). For some product categories, Mercer does not maintain formal ratings but instead assigns a Preferred Provider status. For the most recent approved ratings, and a fuller explanation of their meanings, refer to your Mercer representative or to the Mercer Global Investment Manager Database (GIMD™) as appropriate.

The term "strategy" is used in this context to refer to the process that leads to the construction of a portfolio of investments, regardless of whether it is offered in separate account format or through one or more funds. The rating assigned to a strategy may or may not be consistent with its historical performance. While the rating reflects Mercer's expectations on future performance relative to its benchmark, Mercer does not provide any guarantees that these expectations will be fulfilled.

Mercer does not generally take the investment management fees of a given manager into account in determining ratings. Managers' fees charged for a specific strategy will often vary among investors, either because of differing account sizes, inception dates or other factors. Mercer does not perform operational infrastructure due diligence or personal financial or criminal background checks on investment managers.

# Important Notices (continued)

---

© 2014 Mercer LLC. All rights reserved.

It is strongly recommended that you compare this performance report with the account statements you receive from your custodian.

Mercer makes no claim or representation that the performance information in this document is presented or was prepared in accordance with Global Investment Performance Standards (GIPS).

Services provided by Hammond Associates Institutional Fund Consultants, Inc. doing business as Mercer Investment Consulting.

THE FOLLOWING PROVISIONS APPLY TO DATA OR OTHER SERVICES PROVIDED BY THE FOLLOWING COMPANIES: Where "End User" appears before the Vendor name, a direct end-user license with the Vendor is required to receive some indices. You are responsible for ensuring you have in place all such licenses as are required by Vendors.

[BARCLAYS: © Barclays Bank PLC 2014. This data is provided by Barclays Bank PLC. Barclays Bank PLC and its affiliated companies accept no liability for the accuracy, timeliness or completeness of such data which is provided "as is." All warranties in relation to such data are hereby extended to the fullest extent permitted under applicable law.

BARCLAYS CAPITAL: The Barclays Indices are a proprietary product of Barclays. Barclays shall maintain exclusive ownership of and rights to the Barclays Indices and that inclusion of the Barclays Indices in this Service shall not be construed to vest in the subscriber any rights with respect to the Indices. The subscriber agrees that it will not remove any copyright notice or other notification or trade name or marks of Barclays that may appear in the Barclays Indices and that any reproduction and/or distribution of the Barclays Indices (if authorized) shall contain such notices and/or marks.

lvtk(l)99of

he 2019.9(w

# Important Notices (continued)

---

© 2014 Mercer LLC. All rights reserved.

2

